



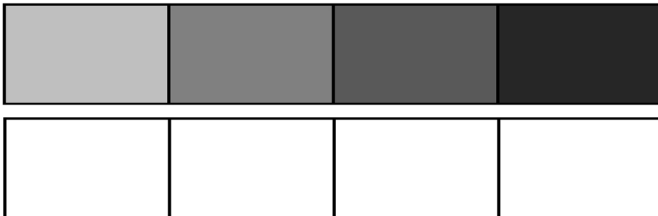
# Cross Hatching Pen Drawing



Cross hatching is a method of creating different values using intersecting sets of parallel lines. The more layers of parallel lines that you add, the darker the value becomes.



Look at the pen drawing above to see how layers of cross hatching have been used to create the different values and detail. Using a black pen, use cross hatching to recreate the different values below in the empty rectangles.



Your next task is to draw the burger above in pen and to use cross hatching. You can sketch lightly in pencil first to get things in place. Use the edge of the box to help you. When you are happy with your sketch, use pen and cross hatching to create the detail and values.

When you look at the burger above, where is it lightest? Where is it darkest? Make sure your cross hatching reflects the different values that you can see.